

Your doctor has invited you to participate in the UCSF Department of Dermatology “Grand Rounds.” This a weekly care and education conference attended by University and community physicians and trainees. Patients with disorders that are rare, difficult to treat, or challenging to diagnose are discussed. You may benefit from participating in this conference, as many dermatologists will be carefully considering your case. You may learn about new approaches to diagnosis and treatment of your condition. Since you will also be assisting in the teaching mission of the University, there will be no charge to you for this visit.

PATIENT ARRIVAL

Please arrive at 7:30 AM on Wednesday, to the UCSF Mt. Zion Dermatology clinic, located on the **3rd floor of 1701 Divisadero St. (cross street Sutter)**. Upon checking in, you will be taken to a private exam room. A written summary of your case, without your personal identification, will be posted next to your room. If you give us permission, we may photograph your skin for teaching purposes only. (Personal identifying features are excluded. If you do not wish to have photos taken, please do not sign the photo consent form.)

PATIENT EXAMINATION

Starting at 8:00 AM, you will be examined and briefly questioned by dermatologists and trainees (30–50 medical personnel.) You will be free to leave at the examination’s completion, usually by 8:30 AM. Sometimes, your dermatologist may ask you to wait until 10:30 AM for immediate treatment after the physician’s conference.

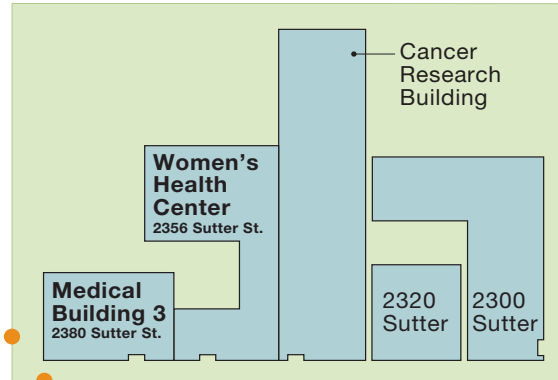
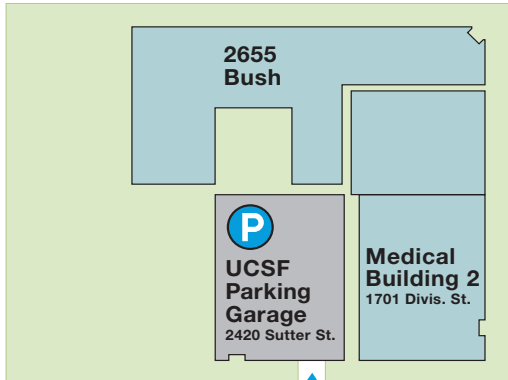
PHYSICIAN CONFERENCE

The Physician Conference begins at 9:30 AM. Your history and biopsy results (if applicable) are discussed in detail. The goal is to summarize new ideas to aid in your diagnosis and care and to teach the trainees.

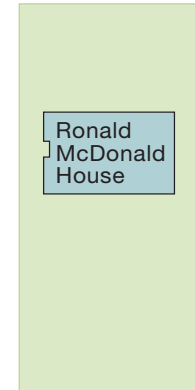
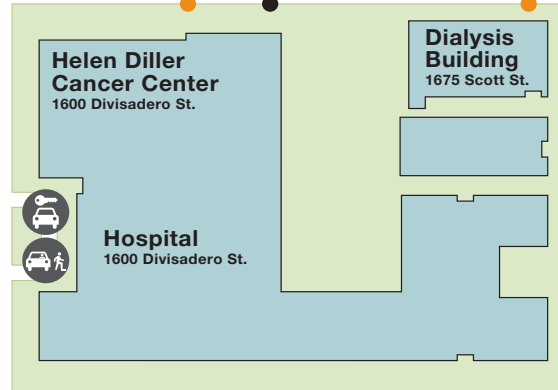
PATIENT FOLLOW-UP

Your dermatologist will contact you shortly after Grand Rounds by phone or e-mail with a summary of the discussion and recommendations from the Physician Conference. **We hope that this will be an interesting, valuable and beneficial experience for all participants. If you have any questions, please call the Dermatology clinic at (415) 353-7800.**

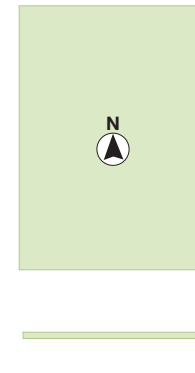
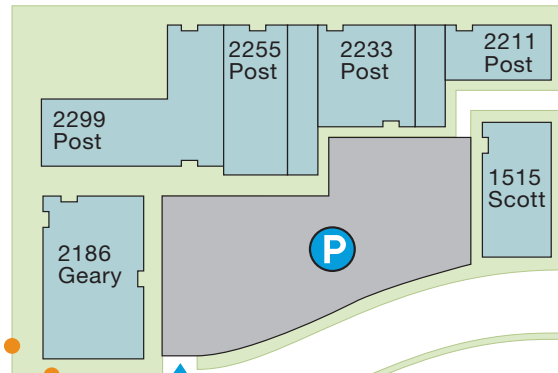
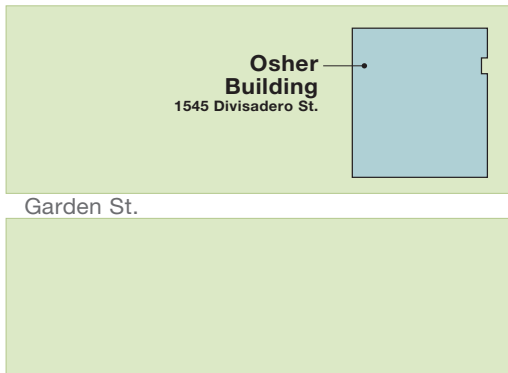
Bush St. ▶



Sutter St.



Post St.



Broderick St.

Garden St.

Divisadero St.

Divisadero St.

Scott St.

◀ Geary Blvd.

Geary Blvd. ▶

▲ Parking Entrance



Patient Drop-Off

Patients may be dropped off at the circle drive in front of the Hospital.



Public Parking

Public parking at Mount Zion is available in the UCSF Parking Garage. The garage is open Monday to Friday from 6:00 a.m. to 10:00 p.m. (entrance is on Sutter St.).



Valet Parking

Valet parking is available in front of the Hospital, Monday to Friday from 8:00 a.m. to 3:00 p.m. From 5:00 to 10:00 p.m. a security officer can escort you to pick up your car at the UCSF Parking Garage.

● Muni Bus Stop

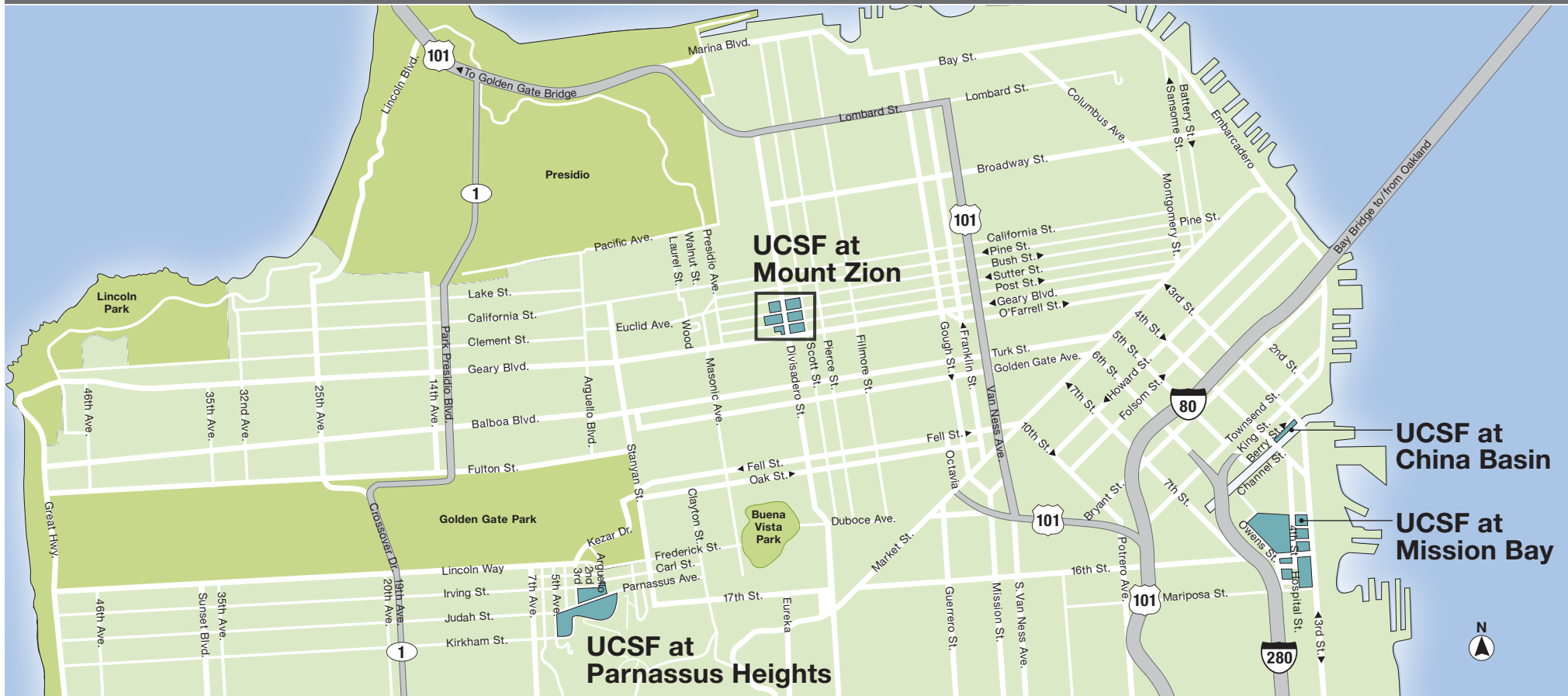
UCSF at Mount Zion is accessible via these Muni bus routes:

- 2 – Clement (*wheelchair accessible*)
- 38 – Geary (*wheelchair accessible*)
- 1 – California
- 24 – Divisadero

For more information, visit Muni's website at sfmuni.com.

● UCSF Shuttle Stop

Shuttles connect all major UCSF Health site locations in San Francisco: Parnassus Heights, Mission Bay, Mount Zion, China Basin and Zuckerberg San Francisco General. Inter-campus services are provided Monday to Friday, from 5:00 a.m. to 9:00 p.m., and are free for patients and their family members. Shuttles are ADA accessible. *For shuttle routes and timetables please visit: campuslifeservices.ucsf.edu*



Driving Directions to Mount Zion

From East Bay and Oakland Airport

1. Cross **Bay Bridge (I-80 West)**, stay in second lane from right
2. Exit right on **101 North / Golden Gate Bridge**
3. Get in left lane and exit **Octavia Blvd. / Fell St.**
4. Turn left on **Fell St.**
5. Turn right on **Divisadero St.**
6. Turn left on **Sutter St.** and right into **UCSF Parking Garage**

From Marin County (Highways 101 South and 1 South)

1. Cross **Golden Gate Bridge**, stay in far right lane
2. Exit **19th Ave. / Golden Gate Park** onto **CA-1 South**
3. Turn right on **Clement St.**
4. Turn right on **14th Ave.**
5. Turn right on **California St.**
6. Turn right on **Divisadero St.**
7. Turn right on **Sutter St.** and right into **UCSF Parking Garage**

From San Francisco Airport and South Bay (Highway 101 North)

1. Approaching **San Francisco**, stay left
2. Exit left on **101 North / Golden Gate Bridge**
3. From left lane, exit **Octavia Blvd. / Fell St.**
4. Turn left on **Fell St.**
5. Turn right on **Divisadero St.**
6. Turn left on **Sutter St.** and right into **UCSF Parking Garage**

From the Peninsula (I-280 North)

1. Take **I-280 North** toward **San Francisco**, stay left
2. Exit **Civic Center / Bay Bridge** onto **US-101 North**
3. From left lane, exit **Octavia Blvd. / Fell St.**
4. Turn left on **Fell St.**
5. Turn right on **Divisadero St.**
6. Turn left on **Sutter St.** and right into **UCSF Parking Garage**

Your doctor(s) name is: _____

FOLLOW UP

(PLEASE INDICATE ONE OF THE FOLLOWING CHOICES)

- PLEASE HAVE THE PATIENT WAIT UNTIL THE CONCLUSION OF THE MEDICAL CONFERENCE (10:15 AM) FOR IMMEDIATE DISCUSSION, ADDITIONAL TESTING, AND/OR TREATMENT

- PLEASE RELEASE THE PATIENT AFTER PATIENT EXAMINATION. THE DOCTOR WILL CONTACT THE PATIENT BY PHONE/EMAIL TO DISCUSS RESULTS OF THE GROUP DISCUSSION.